



YLI ELECTRONIC

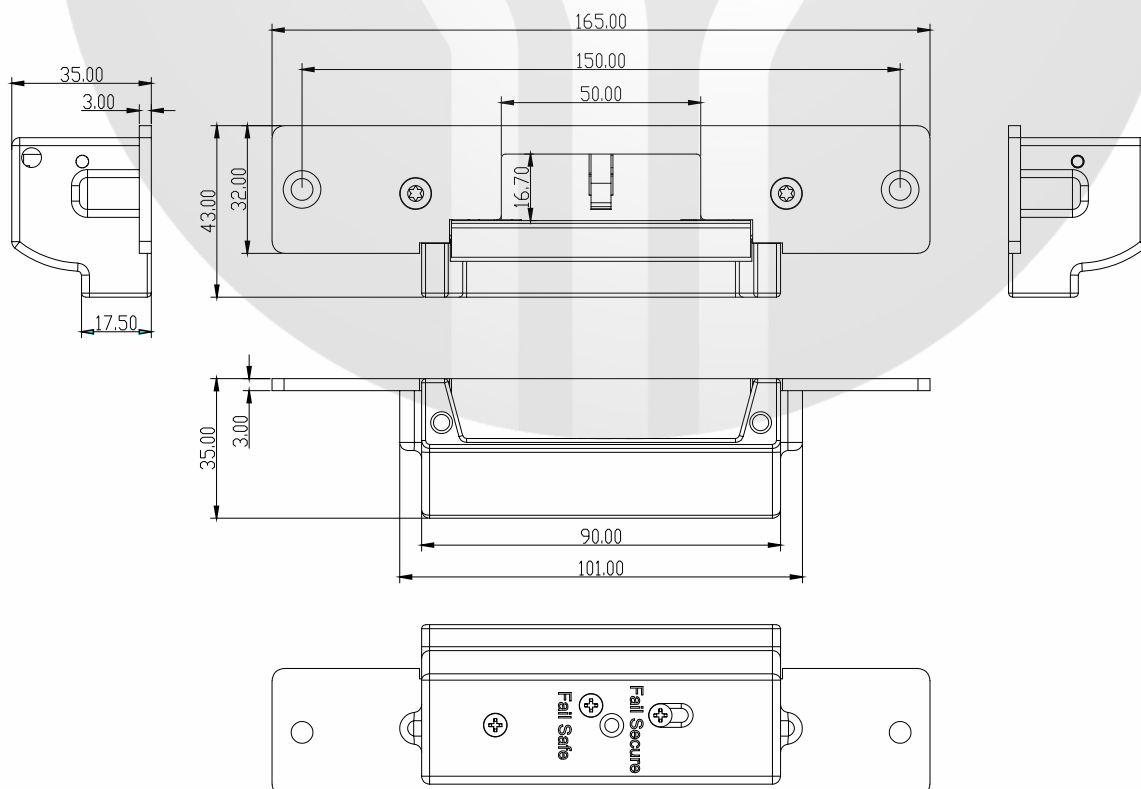
ANSI standard Heavy Duty Electric Strike

Model:YS-138-UL

Specification

Face Plate	165Lx43Wx35H
Voltage	DC12V
Current	12V/280mA
Holding Force	1000lbs
Feature	Fail secure(NO);Fail safe(NC)
Signal output	Door status Output,NO/NC/COM
Ambient Temperature Range	-20 ° C ~ + 55 ° C (-4-131 ° F)
Suitable for	Wooden door,Metal door,Glass door
Weight	0.42kg
a) Static strength rating of 1000 pounds-force (4448 N). b) Dynamic strength rating of 50 foot-pounds-force (68 J). c) Endurance rating of 250,000 cycles.	

Diagram(unit:mm)



Signal Output

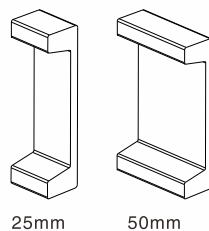
Door Status

Red: +]	DC 12V(Default)
Black: -		
Yellow: NC]	N.O. contact output : closed status
White: COM		Common terminal
Green: NO		N.C. contact output : closed status



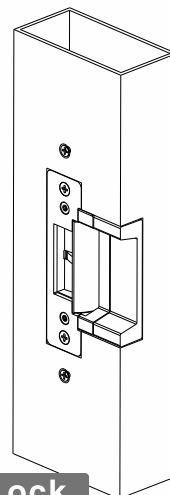
Accessories

If the door frame is too thick, please use the extension plate. Installation is as the follows.



25mm 50mm

Extension plate(need order)



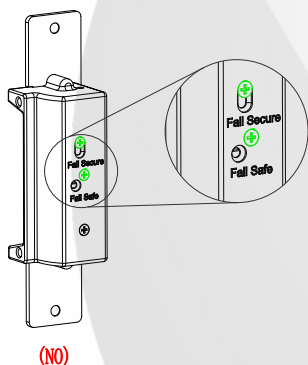
Function Conversion

You can set the operation mode of Fail Safe or Fail Secure.

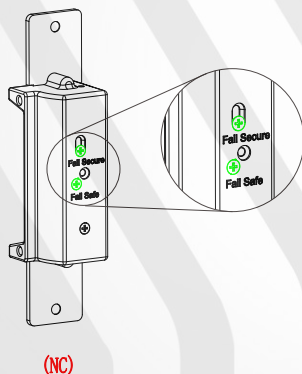
Loose the screw and tighten it in the other hole.

Fail Safe(NC): When power off, the door is in the open status.

Fail Secure(NO): When power off, the door is in the closed status.



(NO)




(NC)


Options of Mechanical Lock

Suitable for: YS-138, YS-138L

Suitable for: YS-138LK



YS-305/306



YS-308

Installation Diagram



Overall Dimensions

